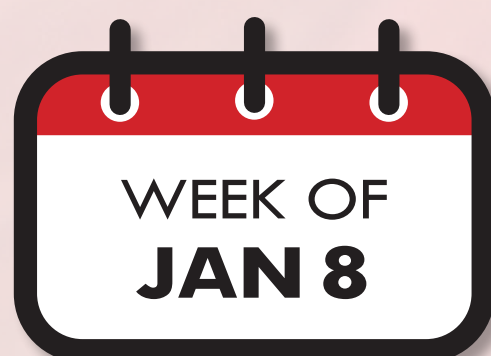
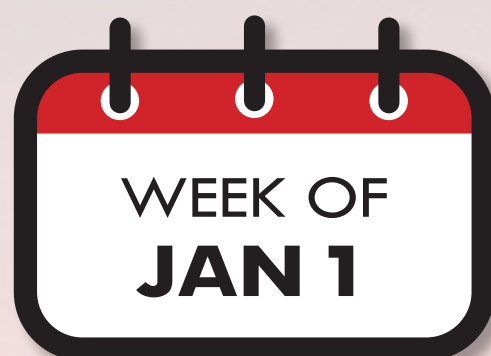
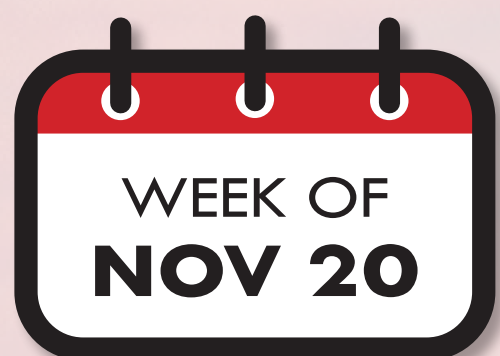
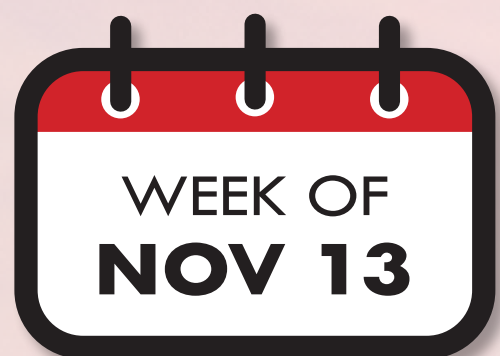




AMARYLLIS BLOOM CALENDAR & PLANTING GUIDE

PLANTING TIME

BLOOM TIME



PLANTING GUIDE

1 Place the bulb carefully in your container (taking caution with the delicate roots) and fill with planting medium, leaving the top 1/3 of the bulb exposed.

2 Water thoroughly and do not water again until the planting medium is dried out.

3 Once a sprout emerges, your plant really doesn't require much more water — just a few drops will do! Too much water can cause the plant to grow too tall and leggy, causing the plant to become imbalanced and tip over.



BLOOMS APPROXIMATELY 6-10 WEEKS AFTER PLANTING