




# LIVE INDOOR CHRISTMAS TREE CARE GUIDE



**Water the roots** and **store the tree for several days in a garage** (if available) prior to bringing the tree inside your house.



**Leave the tree outside for as long as possible before bringing it into your house.** Usually, trees will be brought inside a few days before Christmas.




**Avoid placing your tree near heat sources** that can dry out the needles.



**ONLY 1x-2x**


Your tree will likely **only need to be watered once or twice** during the week it is indoors.



**Place your tree on a saucer** or other waterproof material to catch any moisture that drains from the roots.



**Select a planting location and dig a hole** while the ground is soft. If you cannot plant the tree immediately, you can store it in this hole to prevent the roots from freezing. Cover roots with soil or mulch during storage.



**To plant, remove the metal cage, and plant directly in the ground in the biodegradable fiber pot.** Making several long cuts in the sides of the fiber pot before planting can also help encourage root growth.