




SUCCULENTS & CACTI

BRIGHT ☀️☀️☀️

SUN: Need to be in the windowsill of a south-facing window.

WATER: Water approximately once a month. Overwatering has to do with **how often** you water the plant, **not the amount** of water you give it. Gently press on the leaves of succulents with your fingertips. Wait until they feel soft and almost raisin-like to water. Mushy succulents & cacti occur from overwatering/waiting too long to water your plant—save the non-mushy portions and repot into new, dry soil.



STRING OF PEARLS

STRING OF BANANAS

STRING OF DOLPHINS

BRIGHT ☀️☀️☀️

SUN: Right in front of a bright, south-facing window would work best. These are mostly considered succulents.

WATER: Water when the pot feels light and the leaves feel less plump (wrinkly). String of pearls will begin to pucker slightly (a bit plumper than a raisin) when it's ready to be watered. When watering, these types of plants prefer to be bottom watered—this helps to prevent the plant from becoming bald on top.

Shriveling leaves can be due to inconsistent watering or spider mites. Dark/mushy leaves are due to overwatering and root rot.



ALOCASIA

MEDIUM ☀️☀️☀️

SUN: Bright indirect light (avoid prolonged direct exposure to sun).

WATER: Allow the top 2-3" to dry between watering. They prefer drier soil and high humidity conditions. Alocasias will go dormant during the winter and will require less frequent watering.

Droopy leaves are often caused by over or under watering, pests, insufficient light, or insufficient nutrients in the soil. To prevent pests such as spider mites, wipe the undersides of leaves frequently with soapy water.



BONSAI

BRIGHT ☀️☀️☀️

SUN: Best near southeast or west window.

WATER: Do not allow the plant to completely dry out between waterings. When the topsoil feels dry, set pot in basin of water and allow water to saturate the soil. Allow extra water to drain off. You can mist your bonsai or place on a tray with water and pebbles to increase humidity.



CALATHEA



MARANTA



STROMANTHE


LOW ☀️☀️☀️
MEDIUM ☀️☀️☀️

SUN: Indirect light (such as a few feet away from a bright window).

WATER: Keep the soil well-drained and continuously moist. Do not allow to completely dry out. Place near a humidifier or mist regularly.

The leaves of prayer plants will tilt up at night and angle down during the day (a form of circadian rhythm).

If the tips of the leaves of your prayer plants are crisping, they are sensitive to the hard minerals in tap water. If possible, water your plant with rain water, distilled water, or filtered water.



STRING OF HEARTS

BRIGHT ☀️☀️☀️

SUN: Right in front of a bright, south-facing window would work best. These are mostly considered succulents.

WATER: Water when the pot feels light and the leaves are foldable.

String of hearts produce flowers which look like this:



ANTHURIUM

BRIGHT ☀️☀️☀️

SUN: Medium to bright indirect light (avoid prolonged exposure to direct light), such as an east-facing window.

WATER: Allow the top 2-3 inches to dry out between watering. Water plant so that it is completely drenched, then let drain and pour out excess water. Place near a humidifier or mist regularly.



PEACE LILIES

LOW ☀️☀️☀️

SUN: Best near an east-facing window, or a couple feet back from a south window.

WATER: They are quite dramatic when they need to be watered! The leaves will wilt and it will look like your plant is dying, but this is normal and it is just the plant telling you it is thirsty. Give this plant a good drink, and within a few hours your plant will perk up.

If you see browning at the leaf tips, peace lilies are also sensitive to tap water and inconsistent watering. Don't let your plant look too "sad" before watering it again.

GUIDE TO OUR FAVORITE HOUSEPLANTS



403 GREEN VILLAGE ROAD
GREEN VILLAGE NJ 07935

973-377-8703

THEFARMATGREENVILLAGE.COM

INFO@THEFARMGV.COM



POTHOS/
SCINDAPSUS

LOW   

SUN: Best near an east, south, or west window. If in a north window, needs to be directly in front of window.

WATER: Give a full drench when the leaves start to flop over slightly.

You can add a moss pole to increase leaf size, or let them trail.



DRACAENA



DIEFFENBACHIA



AGLAONEMA

LOW   

SUN: Best near an east, south, or west window. If in a north window, needs to be directly in front of window.

WATER: Use of a moisture meter recommended. You can also tell by the weight of the pot, or if the leaves start to look floppy or thin. Water plant so that it is completely drenched, then let drain and pour out excess water.

Dieffenbachia and aglaonema are ground cover in tropical forests. This tells you that they prefer shady spots, but still have access to some indirect sun.



ZZ PLANT



SNAKE PLANT

LOW   

SUN: Pull back from window a bit. Prefer more sun but are very tolerant to darker corners. Do not place in windowless rooms.

WATER: Water when the soil is dry and the leaves feel soft and wrinkly to avoid root rot.

When finding the right size plant, keep in mind that both of these plants are slow growers in low light.



PHILODENDRON

MEDIUM   

SUN: Loves bright indirect light. Can tolerate low light for a short period of time. Will drop leaves if light is too low.

WATER: Give a full drench when the leaves start to flop over slightly. Let soil completely dry out between waterings.

You can add a moss pole to increase leaf size, or let them trail.



MONSTERA

MEDIUM   

SUN: Loves bright indirect light. Will drop leaves if light is too low.

WATER: Give a full drench when the leaves start to flop over slightly. Let soil completely dry out between waterings.

You can add a moss pole to simulate their natural environment. Leaves split as the plant matures—lack of splitting leaves may mean it needs more sun exposure, or that it needs repotting.



IVY

BRIGHT   

SUN: Loves bright indirect light. Will drop leaves if light is too low.

WATER: Give a full drench when the leaves start to flop over slightly. Let soil completely dry out between waterings.

Ivy benefits from a weekly washing of the leaves as they are often prone to spider mites.




HOYA

BRIGHT   

SUN: South windows work best. Treat hoyas as a succulent.

WATER: Give a full drench when the leaves start to feel wrinkly or foldable. Let soil completely dry out between waterings to prevent root rot.

It can take a year or two under ideal conditions for a hoyo to flower. Hoyas prefer being rootbound in their pots, so a large plant can stay in a small pot for several years. Most hoyas grow up trees in the wild, so providing a trellis will aid in growing larger leaves.



TRADESCANTIA

LOW   

SUN: Can tolerate being farther away from a window. If in a north window, needs to be directly in front of window.

WATER: These are thirsty plants! Tradescantia don't like to dry out, but do not keep the plant sitting in water.

Tradescantia can become leggy when they are not watered often enough. You can cut back leggy plants to promote bushier growth, and keep the cuttings to re-root, creating new plants.



FICUS

BRIGHT   

SUN: Prefers to be in a sunroom or in front of a south-facing window.

WATER: Use of a water meter is recommended. Alternately, you can go by the weight of the pot—if the entire plant feels light for its size, then it's time to water.

Moving a ficus from the greenhouse to your home can stress the plant out, resulting in leaves dropping. If your plant drops leaves and it has been in your home for a bit, this could be from lack of sun. If your plant is in front of a bright window and it is still losing leaves, then it might be due to pests.



ORCHID

MEDIUM   

BRIGHT   

SUN: Prefers to be in an east- or west-facing window.

WATER: If planted in moss, water when the moss is dry. If planted in orchid bark, place the entire pot into a bowl of water and fill to bark line. Drain after well-soaked.

After blooming and dropping blooms, your orchid will take about a year to rebloom. Under ideal conditions, it will rebloom in about 6 months, including sufficient light. Shriveled/leathery leaves indicate insufficient water, whether due to underwatering or overwatering.



PALM TREE


MEDIUM   

BRIGHT   

SUN: Naturally found in hot, tropical environments, palm trees are drought tolerant once they are established and rarely need to be watered.

WATER: Majesty palms prefer moist soil, but other palm trees prefer drier conditions. Palm trees tend to prefer humid climates, so mist your indoor palm tree or place the pot on a tray with water and pebbles to increase humidity. This is most important in winter when our homes are dry from running heat. Do not let the roots sit in water.

If older fronds are turning brown, the plant is just shedding its older leaves to push out new growth. If just the tips are browning, this may be due to overwatering or underwatering.



BEGONIA

MEDIUM   

SUN: Prefers to be in an east-facing window or near a south-facing window.

WATER: Do not allow the plant to completely dry out between watering, and allow only the top half of the soil in the pot to dry out.

Begonias grown indoors are especially susceptible to root rot and overwatering. When watering begonias, make sure that you water them only when they show signs of being dry, such as drooping leaves. Of the three different types of begonias (tuberous/wax, fibrous, and rhizomatous), fibrous and rhizomatous begonias make excellent houseplants. Tuberous begonias have a harder time surviving due to the need for higher humidity and light.

The Farm at Green Village recommends using a **moisture meter** to determine when it is necessary to water.



The Farm at Green Village recommends fertilizing with **Dyna-Gro Foliage-Pro Liquid Plant Food (9-3-6)**

